







CHAIN CONVEYOR HT ACCESSORIES

Chain conveyor HT accessories

In standard design the chain conveyor HT consists of tensioning device integrated in the drive unit, the troughs with chain and the return end with low dead space. The following table shows common accessories for type HT.

Table of the most common accessories for chain conveyors Typ HT

Image	Description	Image
 Roof-shaped cover	Roof-shaped cover	 Trough raising device, intermediate base and dosing valve
 Polycarbonate inspection window	Polycarbonate inspection window	 Electrically, pneumatically or manually operated slide gate
 Receiving trough	Receiving trough	 tkf/tkf-ht/trogkettenfoerderer-ht-annahmetrog.jpg

Source URL (modified on 12/09/2013 - 11:43): <https://www.paul-groth.com/en/node/177>

Links

[1] <https://www.paul-groth.com/en/tags/conveying-technology>

[2] <https://www.paul-groth.com/en/tags/chain-conveyors>